

Behind The Curtain HOST GUIDE

Dear future Foulplayer!

Thank you for purchasing a Foulplay game! As a host, you are joining a great group of Foulplayers who have taken their game night to the next level. We help geeks throw great parties through immersive murder mystery games. Our games play with history and pop culture to create immersive worlds to transform your game night, all while you strategize and scheme with your friends and family to figure out whodunnit! There are no scripts--you choose what path to take and play to your style to complete your goals! Host your own game online or in-person with all our games! We started the story, the rest is up to you.

Before we get you started on your dazzling soiree, time to go over the ground rules!

- 1. This game is intended for adults and teenagers--the plot lines and gameplay are not suitable for younger children.*
- 2. This game contains references to alcohol consumption, extramarital affairs, pregnancy, mild violence, and suggestive themes.*
- 3. Foulplay does not require, suggest, or support using real weapons or prop weapons during any of our games.*
- 4. Hosts assume all responsibility of running the game and shall not hold Foulplay liable for the health, well-being, safety, and security of the host, guests, attendees, or anyone involved in the planning, playing, or hosting Behind The Curtain.*
- 5. You agree not to charge money to anyone to play or watch Behind The Curtain unless you purchase a commercial license for Behind The Curtain. If interested in a commercial license or fundraising, please contact us at foulplaycompany@gmail.com.*
- 6. By hosting Behind The Curtain, you agree to not post our game materials for public use.*
- 7. By hosting Behind The Curtain, you agree to our [Terms and Conditions](#).*
- 8. This game and its elements, characters, and storylines are a work of fiction. Any resemblance to actual persons, living or dead, or actual events is purely coincidental.*

WHEW! Now that that's out of the way, welcome to Behind The Curtain! ***This game can be played online or in-person.*** Pretty soon you and your friends will be walking the red carpet, signing movie deals, and, spoiler alert, solving a murder! This Host Guide will take you through the entire process of running Behind The Curtain from sending out invitations and assigning characters, to setting up your online or in-person game.


For any and all questions, please contact us at foulplaycompany@gmail.com and we will be happy to help. Don't forget to tag us on Instagram [@foulplay.co](https://www.instagram.com/foulplay.co) and Twitter [@foulplayco](https://twitter.com/foulplayco) and use the hashtag #foulplaygames and #BehindTheCurtain.

~Maddy and Kristen

5 Steps to Hosting Behind The Curtain

Invite your players

Those who are ready for a dazzling party!




Send out Character Profiles

Send out the game and player information.



Assign Characters

Pick the roles!
Whether playing a seasoned performer or an accomplished producer, there is a fun role for everyone!




Prepare Behind The Curtain

Set up your game to play in person or online!



Play Behind The Curtain!

Host your game and watch out for foul play!



Step 1: Inviting Your Players

The first step of any good adventure is inviting your party! **Behind The Curtain supports 6-10 players**, so make sure your player count fits within that range. We find it's best to invite as close to the maximum number as possible, as sometimes players drop out.

One of the easiest ways to invite your players is to create an RSVP form, either through Google Forms, SurveyMonkey, and other event apps. You can find an example form from us [here](#).

One of your main roles as host is to assign your players their characters for the game. There are a few ways to do this:

1. Assign characters at random using your player's preferred gender pronouns
2. Ask players to send you their top 3 character choices

We recommend you do not have your guests choose their own characters unless you have the max number of players, as people sometimes will not choose characters that are required to be played during the game. As host, you know which characters must be played and can assign accordingly. Don't worry too much about making sure people get their top choice, as all characters have exciting goals and backstories.

Remember to ask your guests for their Name, Email, and either their top 3 character choices or their gender pronouns.

Send your guests the following:

A survey form or email requesting:

- Name
- Email
- Their top 3 character choices
- Phone number (optional)
- The Behind The Curtain Character List

Step 2: Assigning Characters

This is a preview of our host guide. Please email us at foulplaycompany@gmail.com with any questions we can answer!

FOURPLAY
GAMES

FOURPLAY
GAMES